



Elegant Pro 19inch Free Standing Rack Cabinet 800 x 1000

- Curved perforated single opening front door
- Flat perforated double opening rear door
- Optional perforated front and rear doors
- Removable and lockable side doors
- Optional fan-unit into the roof or 19inch rack mount type fan unit
- Bottom case with cable entry with sliding cover
- Raised top cover
- 4 sets of 19" mounting rails are adjustable throughout the entire depth of the cabinet, multi folded 1.50 mm thickness
- High load carrying capacity (standard 1000 kg & Modified structure 1500 kg)
- Flat-packed construction

List code: ELGP xxU 8010 CC 561

Technical data

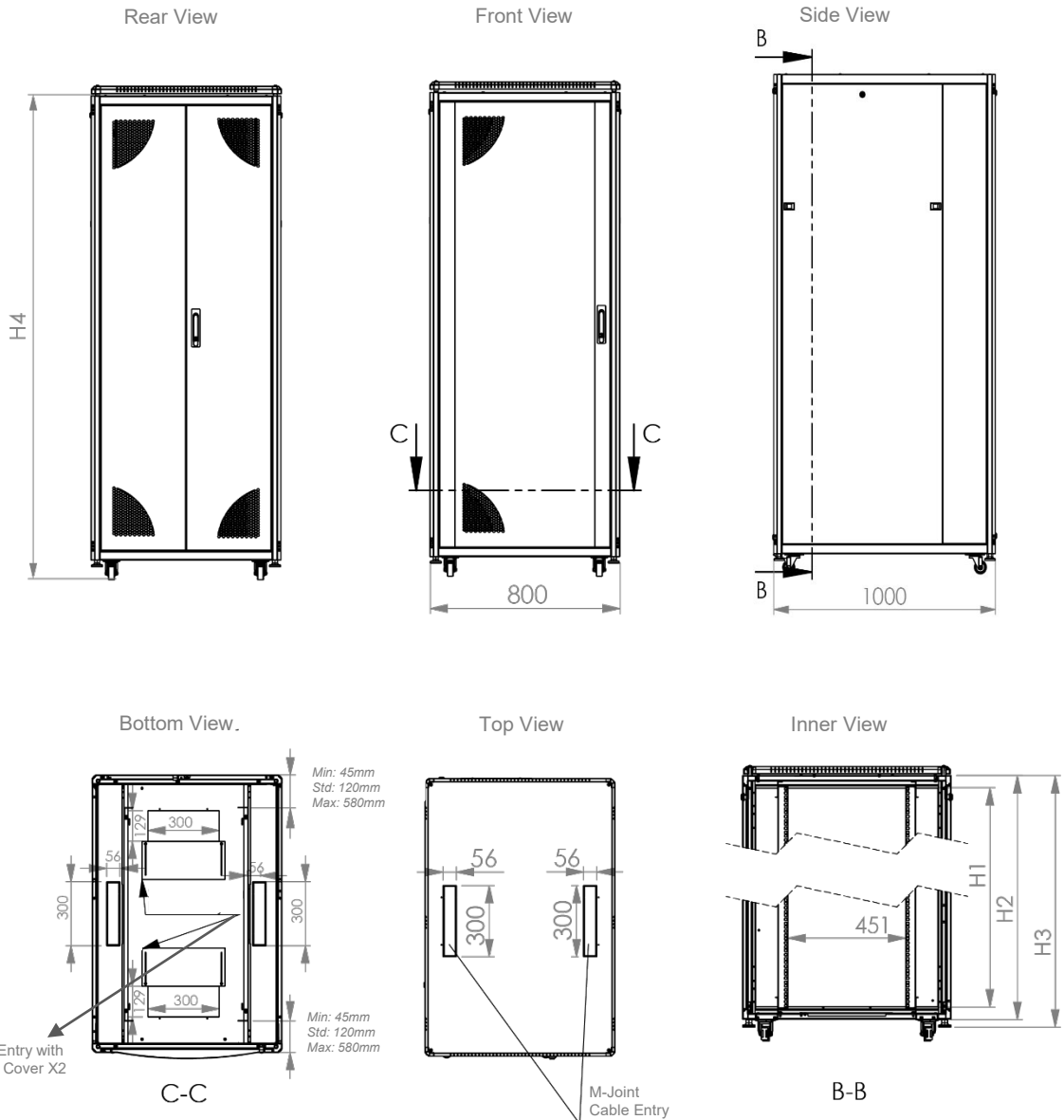
Dimensions HxWxD in mm	H:1996 mm W: 800 mm D: 1000 mm (Check 2nd page for different height options)
Height in U	xxU
Color	<i>RAL 9005 Black color = ELGP xxU 8010 BL 561 or RAL 7035 L. gray color = ELGP xxU 8010 LG 561</i>
Grounding countinuity Standards	In accordance with the standard EN 61587-1: 2012 / EN 61010-1 / IEC 60917- IEC 60297 TS EN 61587-1 TS EN 61587-2

Mechanical characteristics

Material	Sheet Steel, DIN EN 10130-99 / DC-01 6112 / DC-7122
Inside height in mm	1870, 10
Outside height in mm	1996
Load Carrying Capacity	1000kg/ 2204lbs (Modified structure up to 1500 kg/ 3306.93lbs)
IP rating	IP20

We are responding the needs of users with choice of different height dimensions.

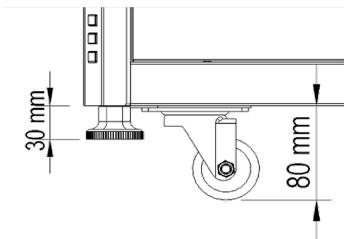
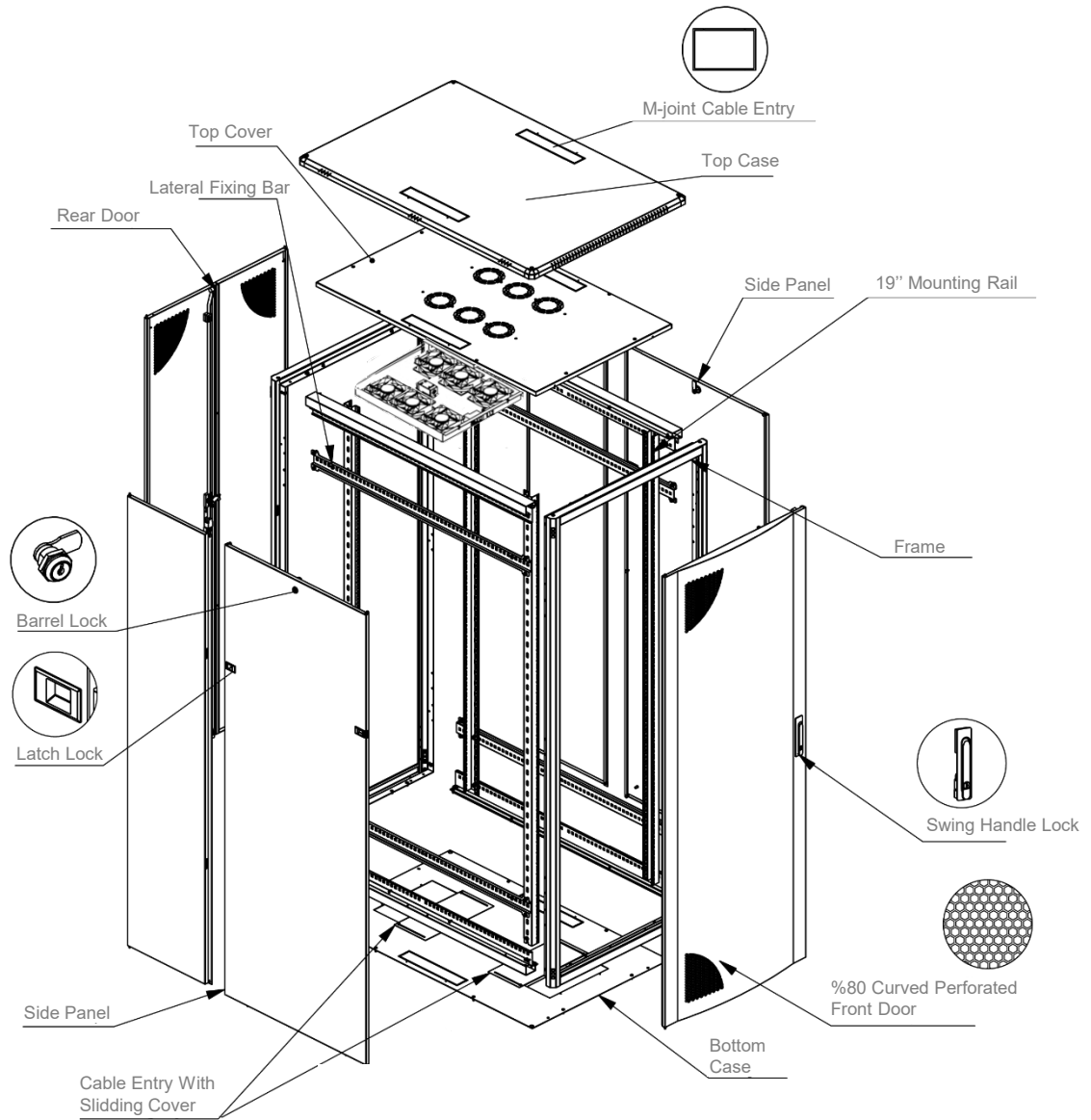
Height: 42U–45U–47U
Width: 800 mm
Depth: 1000 mm



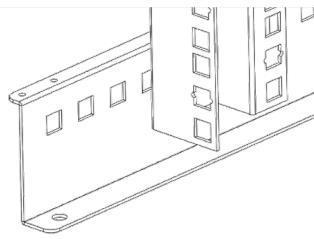
ELEGANT PRO 800 x 1000 mm

Product Code	Product Description	Width (W) mm	Depth (D) mm	H:1 Inner Height (mm)	H:2 Out Height (mm)	H:3 Out height with levelling feet	H:4 Out height with caster set
ELGP 42U 8010 CC 561	Elegant Pro 19" 42U W=800mm D=1000 mm	800	1000	1870,1	1996	2026	2076
ELGP 45U 8010 CC 561	Elegant Pro 19" 45U W=800mm D=1000 mm	800	1000	2003,5	2129	2159	2209
ELGP 47U 8010 CC 561	Elegant Pro 19" 47U W=800mm D=1000 mm	800	1000	2092,4	2218	2248	2298

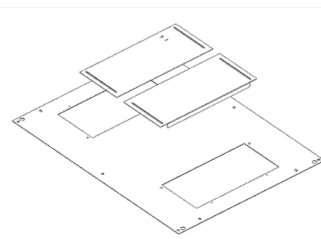
Exploded View



Caster and Levelling feet



19" Mounting rail and Z-shape Horizontal bar



Front and rear cable entry panel with sliding cover

*Fan unit and caster set must be ordered separately.

VENTILATION OPTIONS

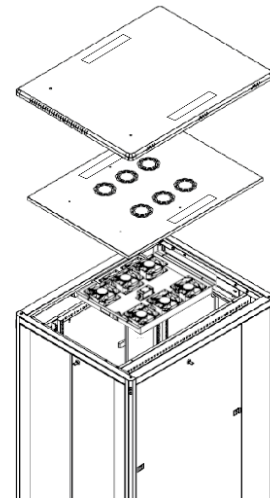
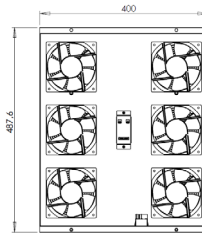
Quick-change fan trays that can be accessed without removing the cabling or the device from the rack

Elegant-Net ; Roof panel has been designed for ventilation module which can be detached by removing 4 pcs screws from the top in case of maintenance or replacement needs.

STANDARDS: EMC EN55032:2015 & LVD IEC 62368-1:2018

Power Characteristics

Voltage range	220/240
Freq Hz	50/60
Current (A)	0,14A
Power W	22
Speed RPM	2700/3000
Noise level in (dB)	40/47dB
Air flow M3/Hr & CFM	133/162 & 82/95

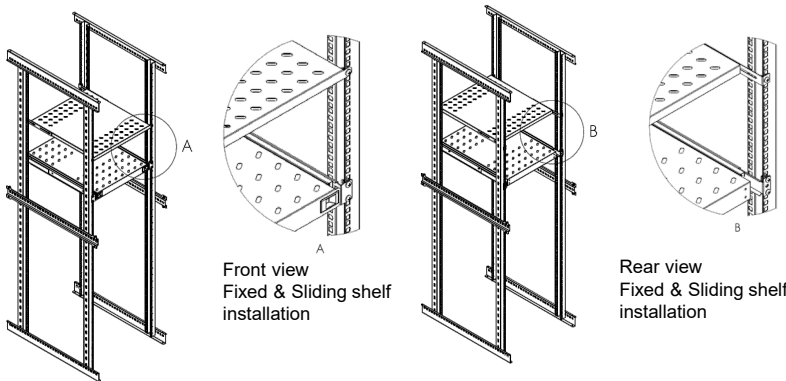


Compatible Fan Units

PACCELGFN602	Ventilation unit with 2 Fans+with On/Off switch control
PACCELGFN604	Ventilation unit with 4 Fans+with On/Off switch control
PACCELGFN606	Ventilation unit with 6 Fans+with On/Off switch control
PACCELGFN6T2	Ventilation unit with 2 Fans+Analog Thermostat
PACCELGFN6T4	Ventilation unit with 4 Fans+Analog Thermostat
PACCELGFN6T6	Ventilation unit with 6 Fans+Analog Thermostat
PACCELGFN6DT2	Ventilation unit with 2 Fans+Digital Thermostat
PACCELGFN6DT4	Ventilation unit with 4 Fans+Digital Thermostat
PACCELGFN6DT6	Ventilation unit with 6 Fans+Digital Thermostat

Note: compatible with all 19inch rack mount Fan units

SHALVES



**FIXED /SLIDING SHELVES
LOAD CARRYING
CAPACITIES**

- Fixed shelf: 50kg / 110lbs
- Sliding shelf: 25kg / 55 lbs

**HEAVY DUTY TYPE FIXED
/SLIDING SHELVES LOAD
CARRYING CAPACITIES**

- HD Fixed shelf: 100 kg/ 220 lbs
- HD Sliding shelf: 66 kg/ 145 lbs

Compatible Shelves

PACCRKSR10	1/2U Fixed Shelf - 1000 mm Depth Cabinets
PACCRKSR10HD	1U Fixed Shelf- 1000 mm Depth Cabinets (Heavy Duty Type)
PACCRKHR10	Sliding Shelves 1000 mm Depth Cabinets
PACCRKHR10HD	Sliding Shelves 1000 mm Depth Cabinets (Heavy Duty Type)

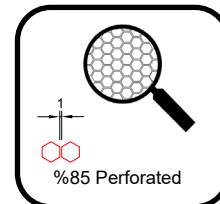
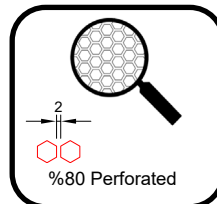
Note: compatible with all cantilever shelves

***Important:** Fan units and shelves are not including, please order separately.

ELEGANT PRO
OPTIONS

Institutional Coding Initial Character	U Height	Width-Depth Dimension	Color Code		Door Options		
					X	X	X
AAAA	XXU	WWDD	CC		Front Door	Rear Door	Side Panel
ELGP	12U	6060	RAL 7035	LG	1 Hinged Glass Single Opening Front Door Metal Side Frames	1 Hinged Metal Single Opening Rear Door with Brushed Cable Entry	0 No Side Panel
	16U	6080	RAL 9005	BL	2 Hinged Glass Double Opening Front Door Metal Side Frames	2 Hinged Metal Double Opening Rear Door with Brushed Cable Entry	1 Removable Side Panel
	20U	6010			3 Hinged %85 Curved Perforated Single Opening Front Door	3 Hinged %85 Curved Perforated Single Opening Rear Door	2 Removable Side Panel with Louver
	22U	6011			4 Hinged %85 Flat Perforated Double Opening Front Door	4 Hinged %85 Flat Perforated Double Opening Rear Door	3 Removable %80 Perforated Side Panel
	26U	6012			5 Hinged %80 Curved Perforated Single Opening Front Door	5 Hinged %80 Curved Perforated Single Opening Rear Door	
	32U	8080			6 Hinged %80 Flat Perforated Double Opening Front Door	6 Hinged %80 Flat Perforated Double Opening Rear Door	
	36U	8010			7 Hinged Metal Single Opening Front Door	7 Hinged Glass Single Opening Rear Door Metal Side Frames	
	42U	8011			8 Hinged Metal Double Opening Front Door	8 Hinged Glass Double Opening Rear Door Metal Side Frames	
	45U	8012			9 Hinged %80 Flat Perforated Single Opening Front Door	9 Hinged %80 Flat Perforated Single Opening Rear Door	
	47U				A Hinged Full Framed Glass Single Opening Front Door	A	
					B Hinged %85 Flat Perforated Single Opening Front Door	B	
					C Hinged Full Framed Glass Double Opening Front Door	C Hinged Metal Double Opening Rear Door with 3 Point Locking	


ELEGANT PRO
FRONT DOOR OPTIONS




1
Hinged Glass Single
Opening Front Door
Metal Side Frames




2
Hinged Glass Double
Opening Front Door
Metal Side Frames




3
Hinged %85 Curved
Perforated Single Opening
Front Door



4
Hinged %85 Flat
Perforated Double
Opening Front Door




5
Hinged %80 Curved
Perforated Single
Opening Front Door



6
Hinged %80 Flat
Perforated Double
Opening Front Door



7
Hinged Metal Single
Opening Front Door



8
Hinged Metal Double
Opening Front Door



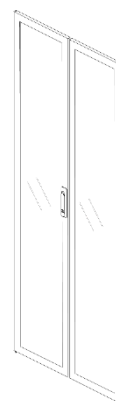
9
Hinged %80 Flat
Perforated Single
Opening Front Door



A
Hinged Full Framed
Glass Single Opening
Front Door

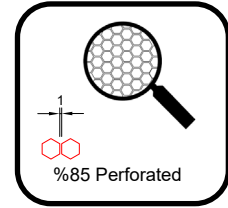
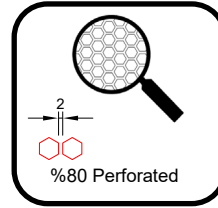


B
Hinged %85 Flat
Perforated Single
Opening Front Door




C
Hinged Full Framed
Glass Double Opening
Front Door


ELEGANT PRO
REAR DOOR OPTIONS



1
Hinged Metal Single
Opening Rear Door with Brushed
Cable Entry




2
Hinged Metal Double
Opening Rear Door with
Brushed Cable Entry



3
Hinged %85 Curved
Perforated Single
Opening Rear Door



4
Hinged %85 Flat
Perforated Double
Opening Rear Door



5
Hinged %80 Curved Perforated
Single Opening Rear Door



6
Hinged %80 Flat
Perforated Double
Opening Rear Door



7
Hinged Glass Single
Opening Rear Door
Metal Side Frames



8
Hinged Glass Double
Opening Rear Door
Metal Side Frames



9
Hinged %80 Flat
Perforated Single
Opening Rear Door




C
Hinged Metal Double Opening
Rear Door with 3 Point Locking

ELEGANT PRO
SIDE PANEL OPTIONS



0
No Side Panel



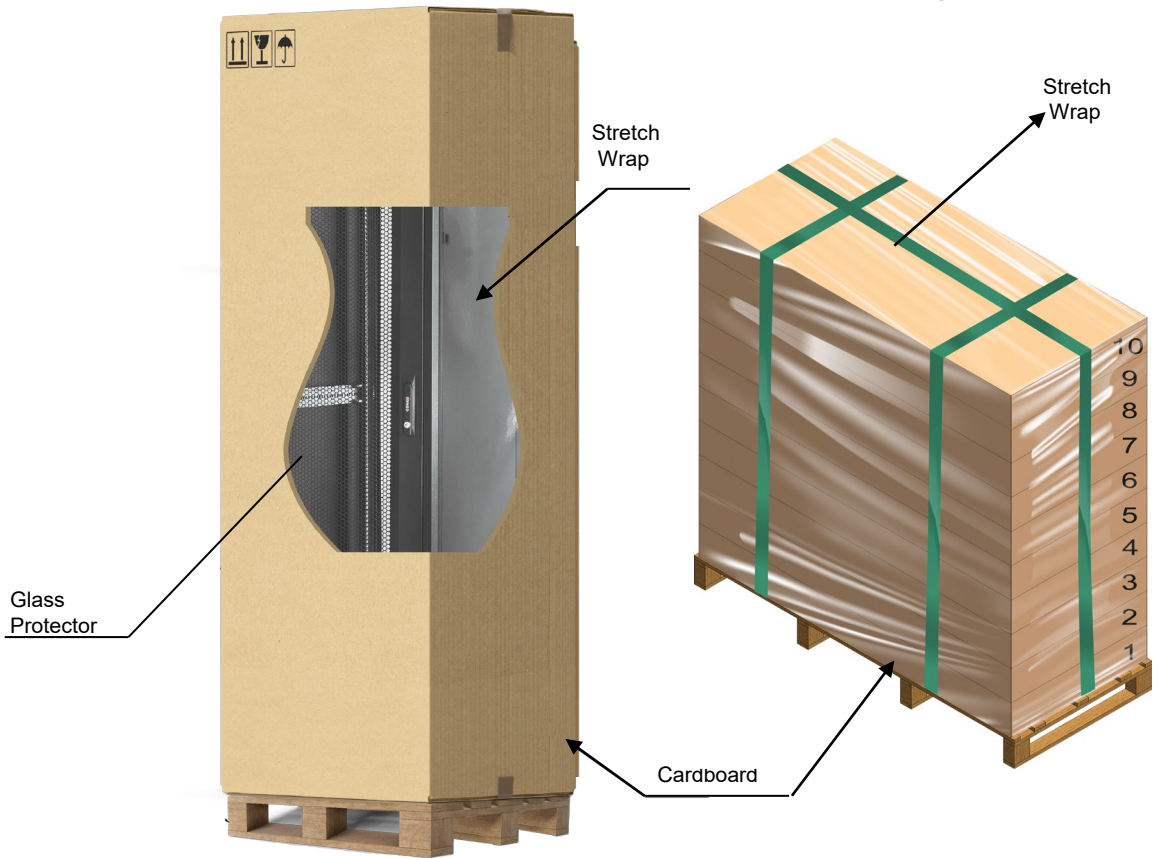
2
Removable Side
Panel with Louver



3
Removable %80 Perforated
Side Panel

ASSEMBLED

ALLIN-1 Flat Package
MOQ : 10pcs



ELEGANT PRO 800 x 1000 mm

PACKING INFORMATION

DISSEMBLED PACKING INFORMATION

Product Code	Product Description	WxDxH (mm)	Net Weight (kg)	Gross Weight (kg)
ELGP 42U 8010 CC 561	Elegant Pro 19" 42U W=800 mm D=1000 mm			
ELGP 45U 8010 CC 561	Elegant Pro 19" 45U W=800 mm D=1000 mm			
ELGP 47U 8010 CC 561	Elegant Pro 19" 47U W=800 mm D=1000 mm			

***The information given in the table above are average values and are for informational purposes only. It may vary according to accessories and door options. Please contact our sales consultant for the exact information of your orders.*

TECHNICAL SPECIFICATIONS

PROTECTION INDEX

- IP20 According to IEC 61587-1:2016 / IEC 61587-2:2011
- IEC 60529
- IP20

MECHANICAL PERFORMANCE

- EN 61587-1 5.2.1 / 5.2.3
- Static mechanical load test (Performance level SL 12)
- Stiffness test (Performance level ST5)
- Dynamic mechanical load test (Performance level DL4V)
- Resonance point detection test Duration of the test at each frequency was 10 minutes
- Vibration test (Sinus-IEC 60068-2-6:Fc; 2007)
- Shock test (IEC 60068-2-27:Ea; 1987) Performance level DL4S
- Impact test (IEC 60068-2-75:Eh; 2014) (Performance level IK07)
- Permissible load carrying capacity : 1500 kg

CLIMATIC TESTS (Performance level C2)

- Cold (IEC 60068-2-1 :2007; Ab) Temperature of the exposure: -25°C +/-3°C
- Dry heat (IEC 60068-2-2 :2007; Bd) Temperature of the exposure: +70°C +/-2°C
- Damp heat cyclic (IEC 60068-2-30:2005; Db); (cyclic 2x), variant 2

INDUSTRIAL ATMOSPHERE (Performance level A2)

- Salt mist test IEC 60068-2-11
- Salt Spray Test TS EN ISO 9227
- Sulphur dioxide test and hydrogen sulphide test (IEC 60068-2-42, IEC 60068-2-43 and IEC 60068-2-49)

GROUNDING CONTINUITY

EN 61587-1 / EN 61010-1

- The continuity of the protection circuit is in accordance with the standard regulations. The measured resistance was less than 0.1 Ohm.

STANDARDS

1. **ISO9001-2008** Quality management system must be used in the production of 19" Rack cabinets
2. 19" Rack Cabinets must have a **TSE Certificate IEC 61587-1:2016, IEC 61587-2:2011**
3. **IEC60917 – IEC 60297** standards
4. **CE** According the **IEC/ISO 17050 – EN 60335-1**
5. In addition, all of the main and auxiliary materials used in the manufacturing process must comply with the following standards

SHEET METAL: TS EN ISO 9001:2008; TS EN 10130:2006; DIN EN 1030- EQV; BS EN 1030-EQV; NF A36-401

ELECTROSTATIC POWDER PAINT: ISO 9001:2015 ASTM D523; ASTM D2794; DIN EN ISO 2811-1; ASTM D1186/D1400; Ral: 9005 or Ral: 7035.

VENTILATION UNITS (Fan Unit) EMC EN55032:2015 & **LVD** IEC 62368-1 :2018

CONNECTION COMPONENTS (screw, nut, washer etc.) TS EN ISO 7045; TS EN ISO 4032; RoHS IEC 62321

CASTER SET TS EN 12532, TS EN 12533, RoHS IEC 62321:2008

LOCKS SYSTEMS DIN-EN ISO 1043-1 PA6 GFR 30; DIN-EN 1774-ZnAl4Cu1

TECHNICAL SPECIFICATIONS

Documents; Manufacturer company, **ISO 9001:2015** quality assurance system and **EN 61587-1 15.01.2018, 61587-2** in the production of 10" cabinets. (Mechanical structures for electronic equipment) standards and submitted in the tender dossier.)

Standards: Cabinets must be 19" in ETSI and/or EIA 310-D standards.

Dimension: Cabinet must be height (42U, 45U, 47U)

- Width: 800 mm
- Depth: 1000 mm

Main Frame and Profile Structure; The main body of the cabinet is consisting by front and rear welded frames + bottom and upper lateral bars. Front and rear welded type mono-block frames should be made of t=1.50 mm sheet metal material. Each corner profiles should have 6 bending points with an aesthetic appearance, each multi-folded profiles must be with an angle of 45 degrees bending points for increasing the mechanical strength. There should be no burrs and sharp edges for eliminating the injury during the installation, welding and mechanical connection points on this frame must be comply and tested to provide axial (x, y, z) strength of the cabinet. **EN 61587-1 / 5.2.1 / 61587-2 and 5.2.2**, resistance to external impacts **EN 61587-1 / 5.3.3 / 61587-2**, dynamic load, vibration and mechanical impact (**IEC 60068-2-6 , IEC 60068-2-27**) test results must be documented by TSE.

Bottom Plate; must have cable access that would block dust inlet. Bottom case must have 2 pcs cable entry with sliding cover with dimensions 300x129 mm, 2 pcs 56x300 mm M-joint cable entries.

Top Plate; must be compatible with 6 way fan unit installation + 2.pcs M-joint type cable entry with dimensions 300x56 mm.

Top Raised Cover; It provides protection against external factors as dust and dripping water. It must have 2.pcs 56x300 mm M-joint cable entry.

Rear Door; must be full length solid metal with swing handle lock mechanism. Standard rear door configuration; double opening door for W:800 D:1000 mm rack cabinets + brush panel must be 1ea up to 26U height and 2 pcs for above heights.

Side Panels; must have a structure that can be open-able and and removable by 2 sliding latch locks and one barrel lock with key. + if it's ordered disassembled / a narrow side panel with spring hinge and screws.

Front Door; Glass structure must be tempered, anti-static, secure glass with 4mm thickness according to **EN 12150-1:2008** standard. front door must have left and right metal frames structure with high density silicone, screws and nuts, structure that open 135 degrees, removable by spring hinge, lockable with swing handle lock.

19" Mounting Rails; are 4 pcs and adjustable throughout the entire depth of the cabinet and thickness must be 1.5 mm, silk-screened. It must be provide ability to count "U- Marking" from top to down & down to up for easy device installation, the structure of mounting rails should have been manufactured with a precision of +/- 0.01 on CNC punch benches with 9.5x9.5mm square holes in 1U=44.45.

Lateral extension parts; It must be 4pcs for each cabinet. The structure of the multi-folded lateral extension parts has been designed for placing between the front and rear mono-block welded main frames..

Paint; Cabinets must provide high resistance against the external impacts. It should be painted with electrostatic RAL9005 black powder paint or RAL7035 white powder paint. (**ISO 9001:2015**). It should withstand 1000 hours of salt test and test result reports should be documented. (**TS EN 60068-2**). On metal surfaces; Paint thickness of 80 +/- 5 microns should be provided and **ASTM D523; ASTM D2794; DIN EN ISO 2811-1; ASTM D1186/D1400**; It must be RAL9005 or RAL7035 and the results must be documented by TSE.

Grounding; All metal components in the cabinet must be electrically interconnected, and the grounding resistance must be maximum 0.1 ohm in accordance with the **IEC 61010-1 / 6.5.1.3** standard.

*All cabinets should be able to be connected side by side without side cover when requested.